

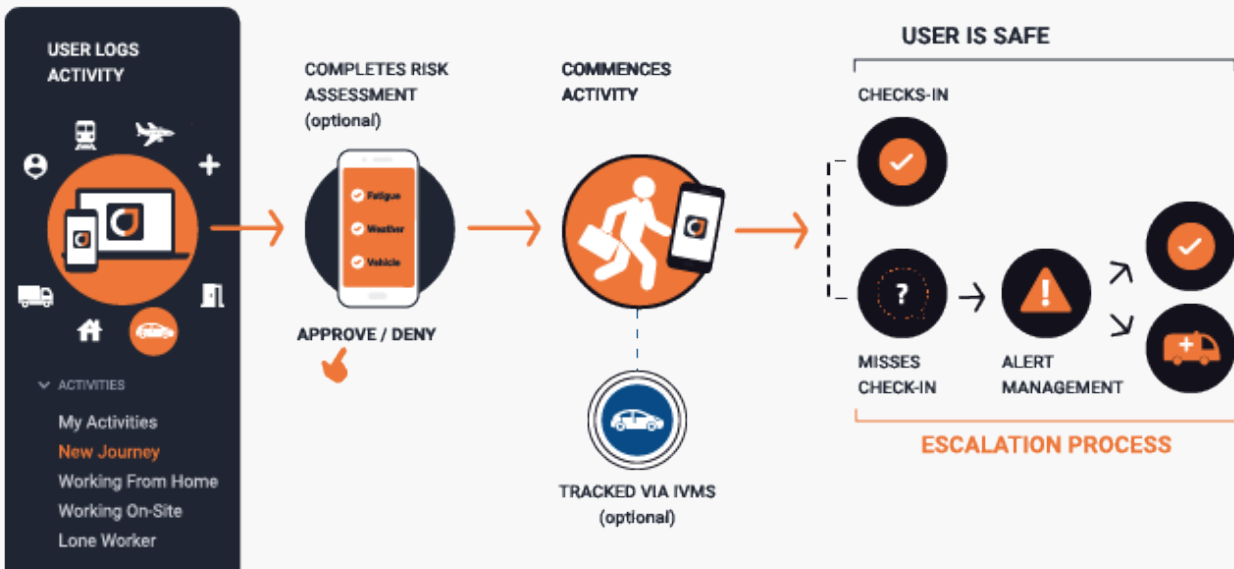


# Journey Management Solution

Empowering companies with complete employee visibility

JESI's Journey Management completely digitises paper-based forms and provides centralised visibility over all aspects of worker movements.

The mobile technology enables real-time responses and rapid communication that helps to reduce the number of accidents, injuries and delays amongst remote workers.

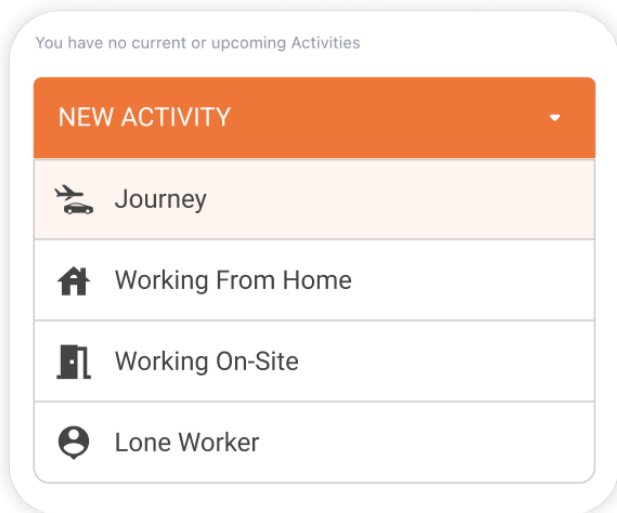


## JESI Dashboard Map

The JESI dashboard map allows companies to view the geographic locations of where their workers have been, where they are currently and where they are going.

The dashboard map gives company leaders the ability to see where workers are from a birds eye view, or zoom into specific areas or locations to access worker activities.



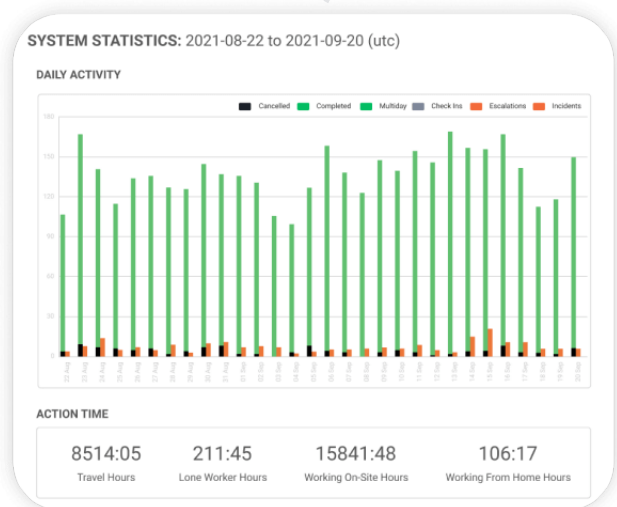
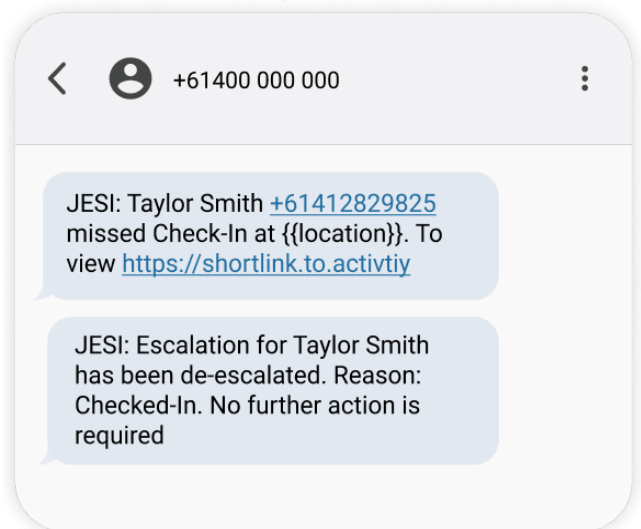


## Self-Managed Activities

Every User can login to JESI from any device, giving them the independence to create or edit their own Activities.

## Monitoring Activities

Users with the correct permission level, have access to team members Escalations via SMS and online, including critical information to rapidly activate emergency responses.



## Dashboard & Analytics

Data in and out using the Activity Dashboards, provides leaders with sophisticated tools that offer worker insights that improves efficiencies and compliance responsibilities.